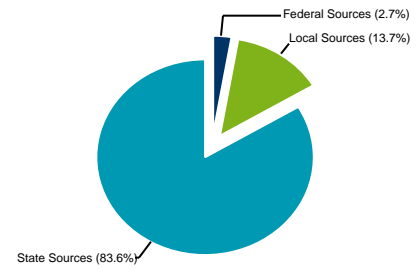


Consolidated Financial Statement
Sources and Uses of Funds - General Fund
Minnesota Department of Education
Two Year Period Ending June 30, 2019

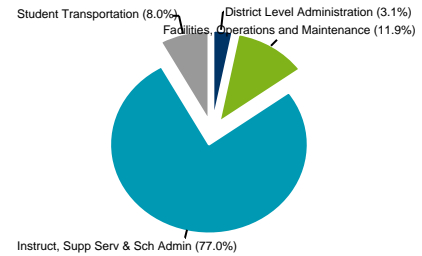
BUFFALO-HANOVER-MONTROSE PUBLIC SCH #0877-01

	Actual 17-18	% of Total 17-18	Actual 18-19	% of Total 18-19
Sources of Funds:				
Local Sources:				
Property Taxes	\$6,389,853	10.0%	\$6,938,528	10.3%
All Other Local	<u>\$2,038,022</u>	3.2%	<u>\$2,295,939</u>	3.4%
Total Local Sources	\$8,427,876	13.1%	\$9,234,467	13.7%
State Sources:				
General Education Aid	\$45,767,215	71.3%	\$46,948,870	69.8%
Special Education Aid	\$7,472,706	11.6%	\$7,855,052	11.7%
All Other State Aid	<u>\$889,779</u>	1.4%	<u>\$1,452,683</u>	2.2%
Total State Sources	\$54,129,700	84.4%	\$56,256,605	83.6%
Federal Sources:				
Federal Sources	\$1,599,381	2.5%	\$1,809,493	2.7%
Total Sources of Funds:	<u>\$64,156,957</u>	100.0%	<u>\$67,300,565</u>	100.0%
Uses of Funds:				
Instruction:				
Salaries	\$28,243,244	43.1%	\$29,353,976	42.7%
Benefits and Payroll Taxes	\$10,803,751	16.5%	\$11,409,485	16.6%
All Other	<u>\$4,365,948</u>	6.7%	<u>\$4,676,744</u>	6.8%
Total Instruction	\$43,412,943	66.3%	\$45,440,204	66.1%
Instructional and Pupil Support Services:				
Salaries	\$3,822,370	5.8%	\$3,871,342	5.6%
Benefits and Payroll Taxes	\$1,328,630	2.0%	\$1,356,994	2.0%
All Other	<u>\$689,857</u>	1.1%	<u>\$769,411</u>	1.1%
Total Instructional and Pupil Support Services	\$5,840,857	8.9%	\$5,997,747	8.7%
School Level Administration:				
Salaries	\$1,053,700	1.6%	\$1,087,577	1.6%
Benefits and Payroll Taxes	\$355,301	.5%	\$377,016	.5%
All Other	<u>\$29,044</u>	.0%	<u>\$26,663</u>	.0%
Total School Level Administration	\$1,438,045	2.2%	\$1,491,256	2.2%
Facilities, Operations and Maintenance:				
Salaries	\$1,995,201	3.0%	\$2,005,080	2.9%
Benefits and Payroll Taxes	\$611,136	.9%	\$612,078	.9%
All Other	<u>\$4,800,553</u>	7.3%	<u>\$5,549,581</u>	8.1%
Total Facilities, Operations and Maintenance	\$7,406,890	11.3%	\$8,166,739	11.9%
Subtotal School Level Education Services:	<u>\$58,098,736</u>	88.8%	<u>\$61,095,947</u>	88.9%
Student Transportation:				
Salaries	\$194,887	.3%	\$188,418	.3%
Benefits and Payroll Taxes	\$93,345	.1%	\$72,094	.1%
All Other	<u>\$4,938,607</u>	7.5%	<u>\$5,241,005</u>	7.6%
Total Student Transportation	\$5,226,839	8.0%	\$5,501,517	8.0%
District Level Administration:				
Salaries	\$1,107,088	1.7%	\$1,132,278	1.6%
Benefits and Payroll Taxes	\$460,064	.7%	\$499,312	.7%
All Other	<u>\$570,156</u>	.9%	<u>\$482,695</u>	.7%
Total District Level Administration	\$2,137,309	3.3%	\$2,114,286	3.1%

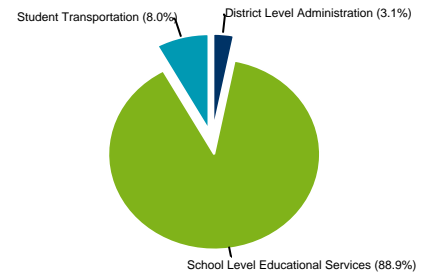
Sources of General Funds



Uses of General Funds by Function/Activity



Uses of General Funds - School Level vs District Level



Uses of General Funds - Employee Compensation vs All Other



Consolidated Financial Statement
Sources and Uses of Funds - General Fund
Minnesota Department of Education
Two Year Period Ending June 30, 2019

BUFFALO-HANOVER-MONTROSE PUBLIC SCH #0877-01

Actual 17-18	% of Total 17-18	Actual 18-19	% of Total 18-19
-----------------	---------------------	-----------------	---------------------

Total Uses of Funds:

	<u>\$65,462,883</u>	100.0%	<u>\$68,711,749</u>	100.0%
--	---------------------	--------	---------------------	--------

Additional:

Sources Over (Under) Uses	-\$1,305,926		-\$1,411,185	
Other Financing Sources(Uses)	\$4,701		\$7,964	
Other Adjustments	\$0		\$0	
Net Transfers In (Out)	<u>\$0</u>		<u>\$0</u>	
Net Changes in Funds	-\$1,301,225		-\$1,403,221	

Total Fund Balance:

Beginning of Year	<u>\$17,370,962</u>		<u>\$16,069,736</u>	
End of Year	\$16,069,736		\$14,666,515	

Excludes Source 397 - TRA & PERA Special Funding Situations Pension Revenue

Excludes Object 891 - TRA & PERA Special Funding Situations Pension Expense

Consolidated Financial Statement
Sources and Uses of Funds - General Fund
Minnesota Department of Education
Two Year Period Ending June 30, 2019

BUFFALO-HANOVER-MONTROSE PUBLIC SCH #0877-01

Sources and Uses of Funds

	Actual 17-18	Actual 18-19
General Fund		
Total Sources	\$64,156,957	\$67,300,565
Total Uses	\$65,462,883	\$68,711,749
Other Financing Sources (Uses) & Net Transfers	<u>\$4,701</u>	<u>\$7,964</u>
Net Change in Funds	<u>-\$1,301,225</u>	<u>-\$1,403,221</u>
Ending Fund Balance (See Note 1)	\$16,069,736	\$14,666,515

Other Funds

Food Service

Total Sources	\$2,992,029	\$3,055,039
Total Uses	\$3,077,947	\$2,910,458
Other Financing Sources (Uses) & Net Transfers	<u>\$0</u>	<u>\$5,575</u>
Net Change in Funds	<u>-\$85,918</u>	<u>\$150,156</u>
Ending Fund Balance (See Note 1)	\$471,586	\$621,743

Community Service

Total Sources	\$3,713,863	\$3,687,297
Total Uses	\$3,673,288	\$3,444,578
Other Financing Sources (Uses) & Net Transfers	<u>\$0</u>	<u>\$0</u>
Net Change in Funds	<u>\$40,575</u>	<u>\$242,718</u>
Ending Fund Balance (See Note 1)	-\$276,101	-\$33,383

Building Construction

Total Sources	\$75,661	\$190,174
Total Uses	\$4,213,641	\$1,281,799
Other Financing Sources (Uses) & Net Transfers	<u>\$0</u>	<u>\$0</u>
Net Change in Funds	<u>-\$4,137,980</u>	<u>-\$1,091,625</u>
Ending Fund Balance (See Note 1)	\$2,002,700	\$911,075

Debt Service

Total Sources	\$6,467,094	\$5,505,781
Total Uses	\$6,601,799	\$11,644,271
Other Financing Sources (Uses) & Net Transfers	<u>\$6,028,531</u>	<u>\$0</u>
Net Change in Funds	<u>\$5,893,826</u>	<u>-\$6,138,491</u>
Ending Fund Balance (See Note 1)	\$7,234,264	\$1,095,774

Post-Employment Benefits Debt Service Fund

Total Sources	\$1,280,247	\$2,085,059
Total Uses	\$1,229,316	\$1,970,410
Other Financing Sources (Uses) & Net Transfers	<u>-\$450</u>	<u>-\$1,425</u>

Notes: 1. Amount Includes Reserved Fund Balances

Key Statistics

	Actual 17-18	Actual 18-19
Number of Students (ADM-Average Daily Membership)	5,797	5,835
Per Student Sources of Funds - General Fund	\$11,068	\$11,534
Per Student Uses of Funds - General Fund		
Instruction and Support Services	\$8,497	\$8,816
School Level Administration	\$248	\$256
Facilities, Operations and Maintenance	\$1,278	\$1,400
Student Transportation	\$902	\$943
District Level Administration	<u>\$369</u>	<u>\$362</u>
Total Per Student Use of Funds - General Fund	\$11,294	\$11,776
ADM Served per Licensed Instructional Staff	17.12	16.95

Consolidated Financial Statement
Sources and Uses of Funds - General Fund
Minnesota Department of Education
Two Year Period Ending June 30, 2019

BUFFALO-HANOVER-MONTROSE PUBLIC SCH #0877-01

Sources and Uses of Funds

	<u>Actual</u>	<u>Actual</u>
	<u>17-18</u>	<u>18-19</u>
	<hr/>	<hr/>
Net Change in Funds	<u>\$50,481</u>	<u>\$113,224</u>
Ending Fund Balance (See Note 1)	\$226,026	\$339,251

Total

Total Sources	\$78,685,851	\$81,823,915
Total Uses	\$84,258,873	\$89,963,266
Other Financing Sources/Uses & Net Transfers	<u>\$6,032,782</u>	<u>\$12,113</u>
Net Change in Funds	<u>\$459,759</u>	<u>-\$8,127,238</u>
Ending Fund Balance (See Note 1)	\$25,728,212	\$17,600,975

Notes: 1. Amount Includes Reserved Fund Balances

Excludes Source 397 - TRA & PERA Special Funding Situations Pension Revenue

Excludes Object 891 - TRA & PERA Special Funding Situations Pension Expense