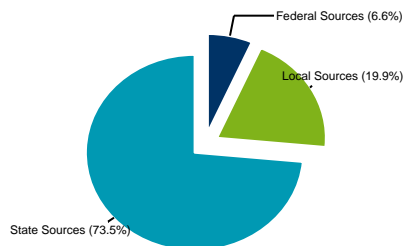


Consolidated Financial Statement
Sources and Uses of Funds - General Fund
Minnesota Department of Education
Two Year Period Ending June 30, 2023

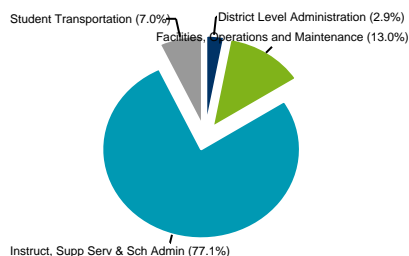
Buffalo-Hanover-Montrose Schools #0877-01

	Actual 21-22	% of Total 21-22	Actual 22-23	% of Total 22-23
Sources of Funds:				
Local Sources:				
Property Taxes	\$12,230,940	16.6%	\$11,292,187	15.3%
All Other Local	<u>\$2,638,522</u>	3.6%	<u>\$3,386,832</u>	4.6%
Total Local Sources	\$14,869,462	20.2%	\$14,679,019	19.9%
State Sources:				
General Education Aid	\$45,650,805	62.0%	\$44,908,611	60.9%
Special Education Aid	\$8,281,472	11.3%	\$8,178,819	11.1%
All Other State Aid	<u>\$1,286,805</u>	1.7%	<u>\$1,122,747</u>	1.5%
Total State Sources	\$55,219,083	75.0%	\$54,210,177	73.5%
Federal Sources:				
Federal Sources	\$3,497,364	4.8%	\$4,874,319	6.6%
Total Sources of Funds:				
	<u>\$73,585,908</u>	100.0%	<u>\$73,763,516</u>	100.0%
Uses of Funds:				
Instruction:				
Salaries	\$31,139,776	43.2%	\$32,211,388	42.9%
Benefits and Payroll Taxes	\$12,181,603	16.9%	\$11,923,385	15.9%
All Other	<u>\$4,428,906</u>	6.1%	<u>\$5,072,553</u>	6.7%
Total Instruction	\$47,750,285	66.3%	\$49,207,326	65.5%
Instructional and Pupil Support Services:				
Salaries	\$3,756,604	5.2%	\$3,889,912	5.2%
Benefits and Payroll Taxes	\$1,262,194	1.8%	\$1,252,069	1.7%
All Other	<u>\$1,747,252</u>	2.4%	<u>\$1,910,367</u>	2.5%
Total Instructional and Pupil Support Services	\$6,766,050	9.4%	\$7,052,348	9.4%
School Level Administration:				
Salaries	\$1,167,944	1.6%	\$1,245,509	1.7%
Benefits and Payroll Taxes	\$412,473	.6%	\$418,205	.6%
All Other	<u>-\$25,038</u>	.0%	<u>\$16,869</u>	.0%
Total School Level Administration	\$1,555,379	2.2%	\$1,680,583	2.2%
Facilities, Operations and Maintenance:				
Salaries	\$2,154,131	3.0%	\$2,152,563	2.9%
Benefits and Payroll Taxes	\$724,852	1.0%	\$709,615	.9%
All Other	<u>\$5,749,809</u>	8.0%	<u>\$6,939,644</u>	9.2%
Total Facilities, Operations and Maintenance	\$8,628,792	12.0%	\$9,801,822	13.0%
Subtotal School Level Education Services:				
	\$64,700,505	89.8%	\$67,742,079	90.1%
Student Transportation:				
Salaries	\$136,371	.2%	\$150,383	.2%
Benefits and Payroll Taxes	\$43,857	.1%	\$50,245	.1%
All Other	<u>\$5,083,519</u>	7.1%	<u>\$5,029,986</u>	6.7%
Total Student Transportation	\$5,263,747	7.3%	\$5,230,613	7.0%
District Level Administration:				
Salaries	\$1,124,777	1.6%	\$1,204,014	1.6%
Benefits and Payroll Taxes	\$488,874	.7%	\$509,308	.7%
All Other	<u>\$455,775</u>	.6%	<u>\$465,798</u>	.6%
Total District Level Administration	\$2,069,426	2.9%	\$2,179,121	2.9%

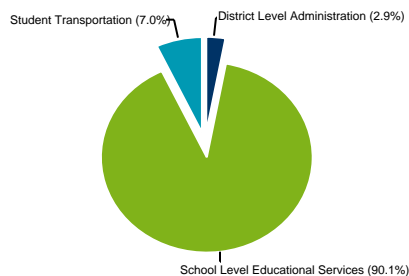
Sources of General Funds



Uses of General Funds by Function/Activity



Uses of General Funds - School Level vs District Level



Uses of General Funds - Employee Compensation vs All Other



Consolidated Financial Statement
Sources and Uses of Funds - General Fund
Minnesota Department of Education
Two Year Period Ending June 30, 2023

Buffalo-Hanover-Montrose Schools #0877-01

Actual	% of Total	Actual	% of Total
21-22	21-22	22-23	22-23

Total Uses of Funds:

	<u>\$72,033,678</u>	100.0%	<u>\$75,151,812</u>	100.0%
--	---------------------	--------	---------------------	--------

Additional:

Sources Over (Under) Uses	\$1,552,230		-\$1,388,296	
Other Financing Sources(Uses)	\$9,558		\$3,764	
Other Adjustments	\$0		\$0	
Net Transfers In (Out)	<u>\$0</u>		<u>\$0</u>	
Net Changes in Funds	\$1,561,788		-\$1,384,532	

Total Fund Balance:

Beginning of Year	<u>\$18,034,060</u>		<u>\$19,595,848</u>	
End of Year	\$19,595,848		\$18,211,316	

Excludes Source 397 - TRA & PERA Special Funding Situations Pension Revenue

Excludes Object 891 - TRA & PERA Special Funding Situations Pension Expense

Consolidated Financial Statement
Sources and Uses of Funds - General Fund
Minnesota Department of Education
Two Year Period Ending June 30, 2023

Buffalo-Hanover-Montrose Schools #0877-01

Sources and Uses of Funds

	Actual 21-22	Actual 22-23
General Fund		
Total Sources	\$73,585,908	\$73,763,516
Total Uses	\$72,033,678	\$75,151,812
Other Financing Sources (Uses) & Net Transfers	<u>\$9,558</u>	<u>\$3,764</u>
Net Change in Funds	<u>\$1,561,788</u>	<u>-\$1,384,532</u>
Ending Fund Balance (See Note 1)	\$19,595,848	\$18,211,316

Other Funds

Food Service

Total Sources	\$4,844,436	\$3,905,746
Total Uses	\$3,533,402	\$3,585,740
Other Financing Sources (Uses) & Net Transfers	<u>\$14,116</u>	<u>\$0</u>
Net Change in Funds	<u>\$1,325,150</u>	<u>\$320,006</u>
Ending Fund Balance (See Note 1)	\$2,697,528	\$3,017,534

Community Service

Total Sources	\$3,794,657	\$4,160,989
Total Uses	\$3,467,080	\$3,752,009
Other Financing Sources (Uses) & Net Transfers	<u>\$0</u>	<u>\$0</u>
Net Change in Funds	<u>\$327,577</u>	<u>\$408,979</u>
Ending Fund Balance (See Note 1)	\$118,344	\$527,323

Building Construction

Total Sources	\$0	\$0
Total Uses	\$468,779	\$42,401
Other Financing Sources (Uses) & Net Transfers	<u>\$0</u>	<u>\$0</u>
Net Change in Funds	<u>-\$468,779</u>	<u>-\$42,401</u>
Ending Fund Balance (See Note 1)	\$42,401	\$0

Debt Service

Total Sources	\$5,450,711	\$6,089,033
Total Uses	\$5,605,482	\$5,687,481
Other Financing Sources (Uses) & Net Transfers	<u>\$72,314</u>	<u>\$0</u>
Net Change in Funds	<u>-\$82,457</u>	<u>\$401,553</u>
Ending Fund Balance (See Note 1)	\$853,544	\$1,255,096

Post-Employment Benefits Debt Service Fund

Total Sources	\$2,003,525	\$1,966,831
Total Uses	\$2,015,610	\$1,946,910
Other Financing Sources (Uses) & Net Transfers	<u>-\$475</u>	<u>\$0</u>

Notes: 1. Amount Includes Reserved Fund Balances

Key Statistics

	Actual 21-22	Actual 22-23
Number of Students (ADM-Average Daily Membership)	5,409	5,368
Per Student Sources of Funds - General Fund	\$13,603	\$13,742
Per Student Uses of Funds - General Fund		
Instruction and Support Services	\$10,078	\$10,481
School Level Administration	\$288	\$313
Facilities, Operations and Maintenance	\$1,595	\$1,826
Student Transportation	\$973	\$974
District Level Administration	<u>\$383</u>	<u>\$406</u>
Total Per Student Use of Funds - General Fund	\$13,316	\$14,000
ADM Served per Licensed Instructional Staff	17.81	17.74

Consolidated Financial Statement
Sources and Uses of Funds - General Fund
Minnesota Department of Education
Two Year Period Ending June 30, 2023

Buffalo-Hanover-Montrose Schools #0877-01

Sources and Uses of Funds

	<u>Actual</u>	<u>Actual</u>
	<u>21-22</u>	<u>22-23</u>
Net Change in Funds	-\$12,560	\$19,921
Ending Fund Balance (See Note 1)	\$416,263	\$436,184

Total

Total Sources	\$89,679,238	\$89,886,114
Total Uses	\$87,124,030	\$90,166,354
Other Financing Sources/Uses & Net Transfers	<u>\$95,513</u>	<u>\$3,764</u>
Net Change in Funds	<u>\$2,650,720</u>	<u>-\$276,475</u>
Ending Fund Balance (See Note 1)	\$23,723,928	\$23,447,453

Notes: 1. Amount Includes Reserved Fund Balances

Excludes Source 397 - TRA & PERA Special Funding Situations Pension Revenue

Excludes Object 891 - TRA & PERA Special Funding Situations Pension Expense