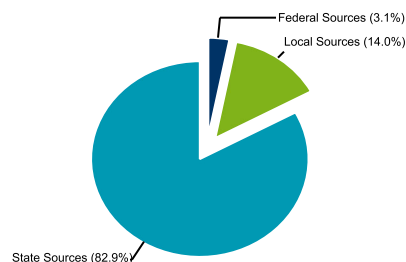


Consolidated Financial Statement
Sources and Uses of Funds - General Fund
Minnesota Department of Education
Two Year Period Ending June 30, 2020

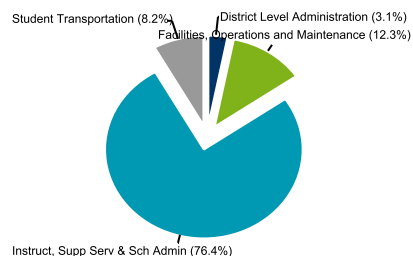
BUFFALO-HANOVER-MONTROSE PUBLIC SCH #0877-01

	Actual 18-19	% of Total 18-19	Actual 19-20	% of Total 19-20
Sources of Funds:				
Local Sources:				
Property Taxes	\$6,938,528	10.3%	\$7,480,640	11.0%
All Other Local	<u>\$2,295,939</u>	3.4%	<u>\$2,064,259</u>	3.0%
Total Local Sources	\$9,234,467	13.7%	\$9,544,899	14.0%
State Sources:				
General Education Aid	\$46,948,870	69.8%	\$46,837,306	68.6%
Special Education Aid	\$7,855,052	11.7%	\$8,078,114	11.8%
All Other State Aid	<u>\$1,452,683</u>	2.2%	<u>\$1,658,403</u>	2.4%
Total State Sources	\$56,256,605	83.6%	\$56,573,823	82.9%
Federal Sources:				
Federal Sources	\$1,809,493	2.7%	\$2,135,167	3.1%
Total Sources of Funds:				
	<u>\$67,300,565</u>	100.0%	<u>\$68,253,889</u>	100.0%
Uses of Funds:				
Instruction:				
Salaries	\$29,353,976	42.7%	\$28,922,431	43.1%
Benefits and Payroll Taxes	\$11,409,485	16.6%	\$11,074,151	16.5%
All Other	<u>\$4,676,744</u>	6.8%	<u>\$3,454,903</u>	5.1%
Total Instruction	\$45,440,204	66.1%	\$43,451,485	64.7%
Instructional and Pupil Support Services:				
Salaries	\$3,871,342	5.6%	\$4,117,506	6.1%
Benefits and Payroll Taxes	\$1,356,994	2.0%	\$1,375,981	2.0%
All Other	<u>\$769,411</u>	1.1%	<u>\$837,609</u>	1.2%
Total Instructional and Pupil Support Services	\$5,997,747	8.7%	\$6,331,096	9.4%
School Level Administration:				
Salaries	\$1,087,577	1.6%	\$1,137,852	1.7%
Benefits and Payroll Taxes	\$377,016	.5%	\$404,950	.6%
All Other	<u>\$26,663</u>	.0%	<u>-\$11,112</u>	.0%
Total School Level Administration	\$1,491,256	2.2%	\$1,531,690	2.3%
Facilities, Operations and Maintenance:				
Salaries	\$2,005,080	2.9%	\$1,977,642	2.9%
Benefits and Payroll Taxes	\$612,078	.9%	\$616,793	.9%
All Other	<u>\$5,549,581</u>	8.1%	<u>\$5,678,794</u>	8.5%
Total Facilities, Operations and Maintenance	\$8,166,739	11.9%	\$8,273,228	12.3%
Subtotal School Level Education Services:				
	\$61,095,947	88.9%	\$59,587,499	88.7%
Student Transportation:				
Salaries	\$188,418	.3%	\$197,225	.3%
Benefits and Payroll Taxes	\$72,094	.1%	\$56,577	.1%
All Other	<u>\$5,241,005</u>	7.6%	<u>\$5,264,785</u>	7.8%
Total Student Transportation	\$5,501,517	8.0%	\$5,518,587	8.2%
District Level Administration:				
Salaries	\$1,132,278	1.6%	\$1,169,740	1.7%
Benefits and Payroll Taxes	\$499,312	.7%	\$525,258	.8%
All Other	<u>\$482,695</u>	.7%	<u>\$381,039</u>	.6%
Total District Level Administration	\$2,114,286	3.1%	\$2,076,037	3.1%

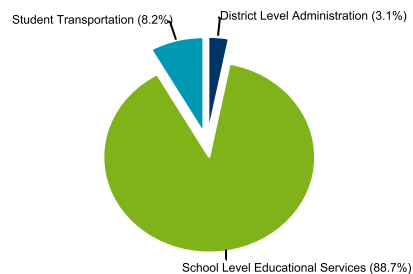
Sources of General Funds



Uses of General Funds by Function/Activity



Uses of General Funds - School Level vs District Level



Uses of General Funds - Employee Compensation vs All Other



Consolidated Financial Statement
Sources and Uses of Funds - General Fund
Minnesota Department of Education
Two Year Period Ending June 30, 2020

BUFFALO-HANOVER-MONTROSE PUBLIC SCH #0877-01

Actual	% of Total	Actual	% of Total
18-19	18-19	19-20	19-20

Total Uses of Funds:

<u>\$68,711,749</u>	100.0%	<u>\$67,182,123</u>	100.0%
---------------------	--------	---------------------	--------

Additional:

Sources Over (Under) Uses	-\$1,411,185	\$1,071,766
Other Financing Sources(Uses)	\$7,964	\$616
Other Adjustments	\$0	\$28,484
Net Transfers In (Out)	<u>\$0</u>	<u>\$0</u>
Net Changes in Funds	-\$1,403,221	\$1,100,866

Total Fund Balance:

Beginning of Year	<u>\$16,069,736</u>	<u>\$14,666,515</u>
End of Year	\$14,666,515	\$15,767,381

Excludes Source 397 - TRA & PERA Special Funding Situations Pension Revenue

Excludes Object 891 - TRA & PERA Special Funding Situations Pension Expense

Consolidated Financial Statement
Sources and Uses of Funds - General Fund
Minnesota Department of Education
Two Year Period Ending June 30, 2020

BUFFALO-HANOVER-MONTROSE PUBLIC SCH #0877-01

Sources and Uses of Funds

	Actual 18-19	Actual 19-20
General Fund		
Total Sources	\$67,300,565	\$68,253,889
Total Uses	\$68,711,749	\$67,182,123
Other Financing Sources (Uses) & Net Transfers	<u>\$7,964</u>	<u>\$29,099</u>
Net Change in Funds	<u>-\$1,403,221</u>	<u>\$1,100,866</u>
Ending Fund Balance (See Note 1)	\$14,666,515	\$15,767,381

Other Funds

Food Service

Total Sources	\$3,055,039	\$3,431,085
Total Uses	\$2,910,458	\$3,122,855
Other Financing Sources (Uses) & Net Transfers	<u>\$5,575</u>	<u>\$453</u>
Net Change in Funds	<u>\$150,156</u>	<u>\$308,682</u>
Ending Fund Balance (See Note 1)	\$621,743	\$930,425

Community Service

Total Sources	\$3,687,297	\$3,380,385
Total Uses	\$3,444,578	\$3,472,358
Other Financing Sources (Uses) & Net Transfers	<u>\$0</u>	<u>\$0</u>
Net Change in Funds	<u>\$242,718</u>	<u>-\$91,973</u>
Ending Fund Balance (See Note 1)	-\$33,383	-\$125,356

Building Construction

Total Sources	\$190,174	\$111,837
Total Uses	\$1,281,799	\$878,422
Other Financing Sources (Uses) & Net Transfers	<u>\$0</u>	<u>\$0</u>
Net Change in Funds	<u>-\$1,091,625</u>	<u>-\$766,585</u>
Ending Fund Balance (See Note 1)	\$911,075	\$144,490

Debt Service

Total Sources	\$5,505,781	\$5,528,794
Total Uses	\$11,644,271	\$5,571,123
Other Financing Sources (Uses) & Net Transfers	<u>\$0</u>	<u>\$0</u>
Net Change in Funds	<u>-\$6,138,491</u>	<u>-\$42,328</u>
Ending Fund Balance (See Note 1)	\$1,095,774	\$1,053,445

Post-Employment Benefits Debt Service Fund

Total Sources	\$2,085,059	\$2,046,075
Total Uses	\$1,970,410	\$1,984,810
Other Financing Sources (Uses) & Net Transfers	<u>-\$1,425</u>	<u>-\$475</u>

Notes: 1. Amount Includes Reserved Fund Balances

Key Statistics

	Actual 18-19	Actual 19-20
Number of Students (ADM-Average Daily Membership)	5,835	5,748
Per Student Sources of Funds - General Fund	\$11,534	\$11,875
Per Student Uses of Funds - General Fund		
Instruction and Support Services	\$8,816	\$8,661
School Level Administration	\$256	\$266
Facilities, Operations and Maintenance	\$1,400	\$1,439
Student Transportation	\$943	\$960
District Level Administration	<u>\$362</u>	<u>\$361</u>
Total Per Student Use of Funds - General Fund	\$11,776	\$11,688
ADM Served per Licensed Instructional Staff	16.95	17.60

Consolidated Financial Statement
Sources and Uses of Funds - General Fund
Minnesota Department of Education
Two Year Period Ending June 30, 2020

BUFFALO-HANOVER-MONTROSE PUBLIC SCH #0877-01

Sources and Uses of Funds

	<u>Actual</u>	<u>Actual</u>
	<u>18-19</u>	<u>19-20</u>
	-----	-----
Net Change in Funds	<u>\$113,224</u>	<u>\$60,790</u>
Ending Fund Balance (See Note 1)	\$339,251	\$400,041

Total

Total Sources	\$81,823,915	\$82,752,065
Total Uses	\$89,963,266	\$82,211,691
Other Financing Sources/Uses & Net Transfers	<u>\$12,113</u>	<u>\$29,077</u>
Net Change in Funds	<u>-\$8,127,238</u>	<u>\$569,452</u>
Ending Fund Balance (See Note 1)	\$17,600,975	\$18,170,426

Notes: 1. Amount Includes Reserved Fund Balances

Excludes Source 397 - TRA & PERA Special Funding Situations Pension Revenue

Excludes Object 891 - TRA & PERA Special Funding Situations Pension Expense