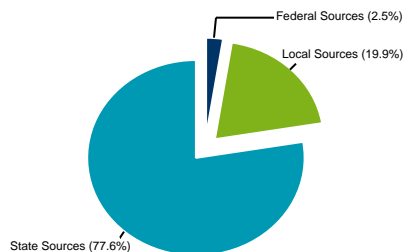


Consolidated Financial Statement  
Sources and Uses of Funds - General Fund  
Minnesota Department of Education  
Two Year Period Ending June 30, 2025

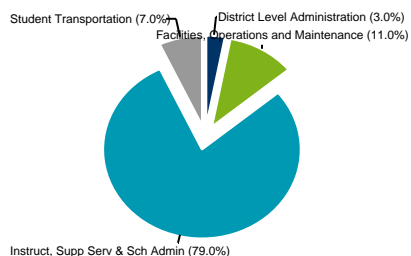
Buffalo-Hanover-Montrose Schools #0877-01

	Actual 23-24	% of Total 23-24	Actual 24-25	% of Total 24-25
<b>Sources of Funds:</b>				
<b>Local Sources:</b>				
Property Taxes	\$13,370,136	16.6%	\$12,398,530	15.2%
All Other Local	<u>\$4,239,126</u>	5.2%	<u>\$3,805,841</u>	4.7%
<b>Total Local Sources</b>	<b>\$17,609,262</b>	<b>21.8%</b>	<b>\$16,204,371</b>	<b>19.9%</b>
<b>State Sources:</b>				
General Education Aid	\$45,897,528	56.8%	\$45,560,976	55.9%
Special Education Aid	\$11,572,176	14.3%	\$13,745,020	16.9%
All Other State Aid	<u>\$2,387,159</u>	3.0%	<u>\$4,011,548</u>	4.9%
<b>Total State Sources</b>	<b>\$59,856,864</b>	<b>74.1%</b>	<b>\$63,317,543</b>	<b>77.7%</b>
<b>Federal Sources:</b>				
Federal Sources	\$3,280,688	4.1%	\$2,008,889	2.5%
<b>Total Sources of Funds:</b>	<b><u>\$80,746,813</u></b>	<b>100.0%</b>	<b><u>\$81,530,803</u></b>	<b>100.0%</b>
<b>Uses of Funds:</b>				
<b>Instruction:</b>				
Salaries	\$34,701,183	44.1%	\$35,275,845	44.3%
Benefits and Payroll Taxes	\$13,282,758	16.9%	\$13,212,231	16.6%
All Other	<u>\$5,349,740</u>	6.8%	<u>\$5,933,284</u>	7.4%
<b>Total Instruction</b>	<b>\$53,333,681</b>	<b>67.7%</b>	<b>\$54,421,360</b>	<b>68.3%</b>
<b>Instructional and Pupil Support Services:</b>				
Salaries	\$4,016,446	5.1%	\$4,228,423	5.3%
Benefits and Payroll Taxes	\$1,368,537	1.7%	\$1,448,223	1.8%
All Other	<u>\$1,790,482</u>	2.3%	<u>\$760,088</u>	1.0%
<b>Total Instructional and Pupil Support Services</b>	<b>\$7,175,465</b>	<b>9.1%</b>	<b>\$6,436,734</b>	<b>8.1%</b>
<b>School Level Administration:</b>				
Salaries	\$1,524,861	1.9%	\$1,504,031	1.9%
Benefits and Payroll Taxes	\$570,077	.7%	\$592,434	.7%
All Other	<u>-\$8,008</u>	.0%	<u>\$12,480</u>	.0%
<b>Total School Level Administration</b>	<b>\$2,086,930</b>	<b>2.6%</b>	<b>\$2,108,944</b>	<b>2.6%</b>
<b>Facilities, Operations and Maintenance:</b>				
Salaries	\$2,238,948	2.8%	\$2,387,551	3.0%
Benefits and Payroll Taxes	\$765,408	1.0%	\$862,690	1.1%
All Other	<u>\$5,569,043</u>	7.1%	<u>\$5,492,383</u>	6.9%
<b>Total Facilities, Operations and Maintenance</b>	<b>\$8,573,399</b>	<b>10.9%</b>	<b>\$8,742,623</b>	<b>11.0%</b>
<b>Subtotal School Level Education Services:</b>	<b>\$71,169,475</b>	<b>90.4%</b>	<b>\$71,709,662</b>	<b>90.0%</b>
<b>Student Transportation:</b>				
Salaries	\$178,991	.2%	\$181,623	.2%
Benefits and Payroll Taxes	\$60,310	.1%	\$70,624	.1%
All Other	<u>\$5,055,173</u>	6.4%	<u>\$5,316,563</u>	6.7%
<b>Total Student Transportation</b>	<b>\$5,294,475</b>	<b>6.7%</b>	<b>\$5,568,810</b>	<b>7.0%</b>
<b>District Level Administration:</b>				
Salaries	\$1,294,898	1.6%	\$1,356,898	1.7%
Benefits and Payroll Taxes	\$568,852	.7%	\$596,881	.7%
All Other	<u>\$440,679</u>	.6%	<u>\$421,486</u>	.5%
<b>Total District Level Administration</b>	<b>\$2,304,429</b>	<b>2.9%</b>	<b>\$2,375,265</b>	<b>3.0%</b>

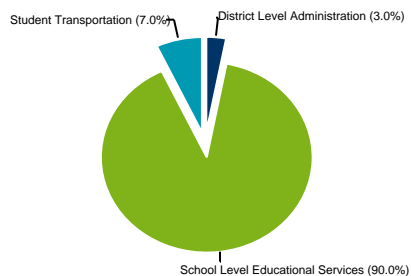
Sources of General Funds



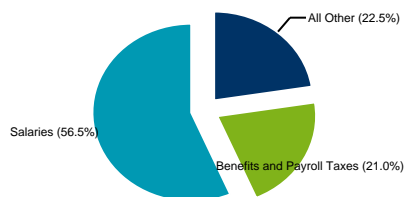
Uses of General Funds by Function/Activity



Uses of General Funds - School Level vs District Level



Uses of General Funds - Employee Compensation vs All Other



Consolidated Financial Statement  
Sources and Uses of Funds - General Fund  
Minnesota Department of Education  
Two Year Period Ending June 30, 2025

Buffalo-Hanover-Montrose Schools #0877-01

Actual	% of Total	Actual	% of Total
23-24	23-24	24-25	24-25

Total Uses of Funds:

	<u>\$78,768,378</u>	100.0%	<u>\$79,653,737</u>	100.0%
--	---------------------	--------	---------------------	--------

Additional:

Sources Over (Under) Uses	\$1,978,435		\$1,877,066	
Other Financing Sources(Uses)	\$12,211		\$4,546	
Other Adjustments	\$0		\$0	
Net Transfers In (Out)	<u>\$0</u>		<u>\$0</u>	
Net Changes in Funds	\$1,990,646		\$1,881,613	

Total Fund Balance:

Beginning of Year	\$18,211,316		\$20,201,962	
End of Year	\$20,201,962		\$22,083,575	

Excludes Source 397 - TRA & PERA Special Funding Situations Pension Revenue  
Excludes Object 891 - TRA & PERA Special Funding Situations Pension Expense

Consolidated Financial Statement  
Sources and Uses of Funds - General Fund  
Minnesota Department of Education  
Two Year Period Ending June 30, 2025

Buffalo-Hanover-Montrose Schools #0877-01

Sources and Uses of Funds

	Actual 23-24	Actual 24-25
<b>General Fund</b>		
Total Sources	\$80,746,813	\$81,530,803
Total Uses	\$78,768,378	\$79,653,737
Other Financing Sources (Uses) & Net Transfers	<u>\$12,211</u>	<u>\$4,546</u>
Net Change in Funds	<u>\$1,990,646</u>	<u>\$1,881,613</u>
Ending Fund Balance (See Note 1)	\$20,201,962	\$22,083,575

**Other Funds**

**Food Service**

Total Sources	\$4,987,107	\$4,851,574
Total Uses	\$4,376,499	\$5,090,763
Other Financing Sources (Uses) & Net Transfers	<u>\$0</u>	<u>\$0</u>
Net Change in Funds	<u>\$610,607</u>	<u>-\$239,189</u>
Ending Fund Balance (See Note 1)	\$3,628,141	\$3,388,952

**Community Service**

Total Sources	\$4,684,522	\$4,012,590
Total Uses	\$4,099,183	\$4,190,603
Other Financing Sources (Uses) & Net Transfers	<u>\$0</u>	<u>\$0</u>
Net Change in Funds	<u>\$585,340</u>	<u>-\$178,013</u>
Ending Fund Balance (See Note 1)	\$1,112,662	\$934,649

**Building Construction**

Total Sources	\$402,783	\$2,356,362
Total Uses	\$1,133,483	\$12,907,319
Other Financing Sources (Uses) & Net Transfers	<u>\$46,019,989</u>	<u>\$0</u>
Net Change in Funds	<u>\$45,289,289</u>	<u>-\$10,550,957</u>
Ending Fund Balance (See Note 1)	\$45,289,289	\$34,738,332

**Debt Service**

Total Sources	\$7,624,331	\$9,198,742
Total Uses	\$7,255,510	\$8,657,498
Other Financing Sources (Uses) & Net Transfers	<u>\$458,920</u>	<u>\$0</u>
Net Change in Funds	<u>\$827,740</u>	<u>\$541,245</u>
Ending Fund Balance (See Note 1)	\$2,082,837	\$2,624,081

**Post-Employment Benefits Debt Service Fund**

Total Sources	\$22,736	\$0
Total Uses	\$0	\$0
Other Financing Sources (Uses) & Net Transfers	<u>-\$458,920</u>	<u>\$0</u>

Notes: 1. Amount Includes Reserved Fund Balances

Key Statistics

	Actual 23-24	Actual 24-25
Number of Students (ADM-Average Daily Membership)	5,229	5,140
Per Student Sources of Funds - General Fund	\$15,442	\$15,863
<b>Per Student Uses of Funds - General Fund</b>		
Instruction and Support Services	\$11,572	\$11,840
School Level Administration	\$399	\$410
Facilities, Operations and Maintenance	\$1,640	\$1,701
Student Transportation	\$1,013	\$1,083
District Level Administration	<u>\$441</u>	<u>\$462</u>
Total Per Student Use of Funds - General Fund	\$15,064	\$15,497
ADM Served per Licensed Instructional Staff	16.88	17.60

Consolidated Financial Statement  
Sources and Uses of Funds - General Fund  
Minnesota Department of Education  
Two Year Period Ending June 30, 2025

Buffalo-Hanover-Montrose Schools #0877-01

Sources and Uses of Funds

	<u>Actual</u>	<u>Actual</u>
	<u>23-24</u>	<u>24-25</u>
Net Change in Funds	<u>-\$436,184</u>	<u>\$0</u>
Ending Fund Balance (See Note 1)	\$0	\$0

Total

Total Sources	\$98,468,291	\$101,950,071
Total Uses	\$95,633,053	\$110,499,919
Other Financing Sources/Uses & Net Transfers	<u>\$46,032,200</u>	<u>\$4,546</u>
Net Change in Funds	<u>\$48,867,438</u>	<u>-\$8,545,302</u>
Ending Fund Balance (See Note 1)	\$72,314,891	\$63,769,590

Notes: 1. Amount Includes Reserved Fund Balances

Excludes Source 397 - TRA & PERA Special Funding Situations Pension Revenue

Excludes Object 891 - TRA & PERA Special Funding Situations Pension Expense