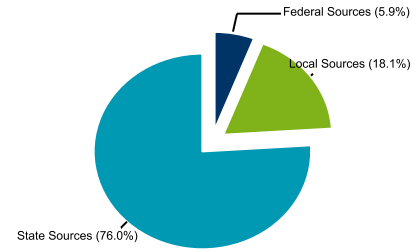


**Consolidated Financial Statement
Sources and Uses of Funds - General Fund
Minnesota Department of Education
Two Year Period Ending June 30, 2021**

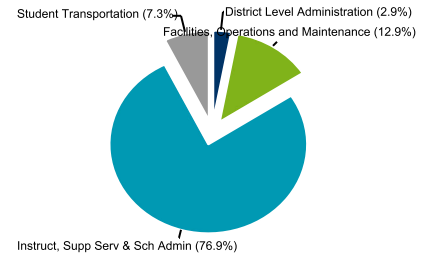
BUFFALO-HANOVER-MONTROSE PUBLIC SCH #0877-01

	Actual 19-20	% of Total 19-20	Actual 20-21	% of Total 20-21
Sources of Funds:				
Local Sources:				
Property Taxes	\$7,480,640	11.0%	\$11,809,332	16.2%
All Other Local	<u>\$2,064,259</u>	3.0%	<u>\$1,362,505</u>	1.9%
Total Local Sources	\$9,544,899	14.0%	\$13,171,837	18.1%
State Sources:				
General Education Aid	\$46,837,306	68.6%	\$45,282,835	62.2%
Special Education Aid	\$8,078,114	11.8%	\$8,802,105	12.1%
All Other State Aid	<u>\$1,658,403</u>	2.4%	<u>\$1,293,419</u>	1.8%
Total State Sources	\$56,573,823	82.9%	\$55,378,359	76.0%
Federal Sources:				
Federal Sources	\$2,135,167	3.1%	\$4,294,002	5.9%
Total Sources of Funds:	<u>\$68,253,889</u>	100.0%	<u>\$72,844,198</u>	100.0%
Uses of Funds:				
Instruction:				
Salaries	\$28,922,431	43.1%	\$30,045,664	42.6%
Benefits and Payroll Taxes	\$11,074,151	16.5%	\$12,036,406	17.1%
All Other	<u>\$3,454,903</u>	5.1%	<u>\$3,144,226</u>	4.5%
Total Instruction	\$43,451,485	64.7%	\$45,226,296	64.1%
Instructional and Pupil Support Services:				
Salaries	\$4,117,506	6.1%	\$3,973,096	5.6%
Benefits and Payroll Taxes	\$1,375,981	2.0%	\$1,349,783	1.9%
All Other	<u>\$837,609</u>	1.2%	<u>\$2,120,454</u>	3.0%
Total Instructional and Pupil Support Services	\$6,331,096	9.4%	\$7,443,333	10.5%
School Level Administration:				
Salaries	\$1,137,852	1.7%	\$1,154,725	1.6%
Benefits and Payroll Taxes	\$404,950	.6%	\$416,734	.6%
All Other	<u>-\$11,112</u>	.0%	<u>\$22,869</u>	.0%
Total School Level Administration	\$1,531,690	2.3%	\$1,594,328	2.3%
Facilities, Operations and Maintenance:				
Salaries	\$1,977,642	2.9%	\$2,003,547	2.8%
Benefits and Payroll Taxes	\$616,793	.9%	\$655,942	.9%
All Other	<u>\$5,678,794</u>	8.5%	<u>\$6,453,740</u>	9.1%
Total Facilities, Operations and Maintenance	\$8,273,228	12.3%	\$9,113,230	12.9%
Subtotal School Level Education Services:	\$59,587,499	88.7%	\$63,377,186	89.8%
Student Transportation:				
Salaries	\$197,225	.3%	\$144,847	.2%
Benefits and Payroll Taxes	\$56,577	.1%	\$40,638	.1%
All Other	<u>\$5,264,785</u>	7.8%	<u>\$4,998,634</u>	7.1%
Total Student Transportation	\$5,518,587	8.2%	\$5,184,119	7.3%
District Level Administration:				
Salaries	\$1,169,740	1.7%	\$1,176,426	1.7%
Benefits and Payroll Taxes	\$525,258	.8%	\$537,325	.8%
All Other	<u>\$381,039</u>	.6%	<u>\$319,076</u>	.5%
Total District Level Administration	\$2,076,037	3.1%	\$2,032,827	2.9%

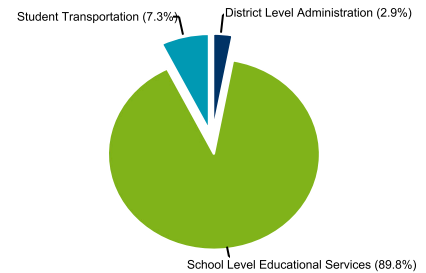
Sources of General Funds



Uses of General Funds by Function/Activity



Uses of General Funds - School Level vs District Level



Uses of General Funds - Employee Compensation vs All Other



**Consolidated Financial Statement
Sources and Uses of Funds - General Fund
Minnesota Department of Education
Two Year Period Ending June 30, 2021**

BUFFALO-HANOVER-MONTROSE PUBLIC SCH #0877-01

Actual	% of Total	Actual	% of Total
19-20	19-20	20-21	20-21

Total Uses of Funds:

	<u>\$67,182,123</u>	100.0%	<u>\$70,594,132</u>	100.0%
--	---------------------	--------	---------------------	--------

Additional:

Sources Over (Under) Uses	\$1,071,766		\$2,250,067
Other Financing Sources(Uses)	\$616		\$16,613
Other Adjustments	\$28,484		\$0
Net Transfers In (Out)	<u>\$0</u>		<u>\$0</u>
Net Changes in Funds	\$1,100,866		\$2,266,679

Total Fund Balance:

Beginning of Year	<u>\$14,666,515</u>		<u>\$15,767,381</u>
End of Year	\$15,767,381		\$18,034,060

Excludes Source 397 - TRA & PERA Special Funding Situations Pension Revenue

Excludes Object 891 - TRA & PERA Special Funding Situations Pension Expense

Consolidated Financial Statement
Sources and Uses of Funds - General Fund
Minnesota Department of Education
Two Year Period Ending June 30, 2021

BUFFALO-HANOVER-MONTROSE PUBLIC SCH #0877-01

Sources and Uses of Funds

	Actual 19-20	Actual 20-21
General Fund		
Total Sources	\$68,253,889	\$72,844,198
Total Uses	\$67,182,123	\$70,594,132
Other Financing Sources (Uses) & Net Transfers	<u>\$29,099</u>	<u>\$16,613</u>
Net Change in Funds	<u>\$1,100,866</u>	<u>\$2,266,679</u>
Ending Fund Balance (See Note 1)	\$15,767,381	\$18,034,060

Other Funds

Food Service

Total Sources	\$3,431,085	\$3,574,636
Total Uses	\$3,122,855	\$3,133,992
Other Financing Sources (Uses) & Net Transfers	<u>\$453</u>	<u>\$1,310</u>
Net Change in Funds	<u>\$308,682</u>	<u>\$441,954</u>
Ending Fund Balance (See Note 1)	\$930,425	\$1,372,378

Community Service

Total Sources	\$3,380,385	\$3,014,481
Total Uses	\$3,472,358	\$3,098,359
Other Financing Sources (Uses) & Net Transfers	<u>\$0</u>	<u>\$0</u>
Net Change in Funds	<u>-\$91,973</u>	<u>-\$83,878</u>
Ending Fund Balance (See Note 1)	-\$125,356	-\$209,234

Building Construction

Total Sources	\$111,837	\$0
Total Uses	\$878,422	\$360,060
Other Financing Sources (Uses) & Net Transfers	<u>\$0</u>	<u>\$726,750</u>
Net Change in Funds	<u>-\$766,585</u>	<u>\$366,690</u>
Ending Fund Balance (See Note 1)	\$144,490	\$511,180

Debt Service

Total Sources	\$5,528,794	\$5,432,178
Total Uses	\$5,571,123	\$5,549,623
Other Financing Sources (Uses) & Net Transfers	<u>\$0</u>	<u>\$0</u>
Net Change in Funds	<u>-\$42,328</u>	<u>-\$117,445</u>
Ending Fund Balance (See Note 1)	\$1,053,445	\$936,001

Post-Employment Benefits Debt Service Fund

Total Sources	\$2,046,075	\$2,027,467
Total Uses	\$1,984,810	\$1,998,210
Other Financing Sources (Uses) & Net Transfers	<u>-\$475</u>	<u>-\$475</u>

Notes: 1. Amount Includes Reserved Fund Balances

Key Statistics

	Actual 19-20	Actual 20-21
Number of Students (ADM-Average Daily Membership)	5,748	5,438
Per Student Sources of Funds - General Fund	\$11,875	\$13,397
Per Student Uses of Funds - General Fund		
Instruction and Support Services	\$8,661	\$9,686
School Level Administration	\$266	\$293
Facilities, Operations and Maintenance	\$1,439	\$1,676
Student Transportation	\$960	\$953
District Level Administration	<u>\$361</u>	<u>\$374</u>
Total Per Student Use of Funds - General Fund	\$11,688	\$12,983
ADM Served per Licensed Instructional Staff	17.60	17.72

**Consolidated Financial Statement
Sources and Uses of Funds - General Fund
Minnesota Department of Education
Two Year Period Ending June 30, 2021**

BUFFALO-HANOVER-MONTROSE PUBLIC SCH #0877-01

Sources and Uses of Funds

	<u>Actual</u>	<u>Actual</u>
	<u>19-20</u>	<u>20-21</u>
	---	---
Net Change in Funds	<u>\$60,790</u>	<u>\$28,782</u>
Ending Fund Balance (See Note 1)	\$400,041	\$428,823

Total

Total Sources	\$82,752,065	\$86,892,959
Total Uses	\$82,211,691	\$84,734,375
Other Financing Sources/Uses & Net Transfers	<u>\$29,077</u>	<u>\$744,198</u>
Net Change in Funds	<u>\$569,452</u>	<u>\$2,902,782</u>
Ending Fund Balance (See Note 1)	\$18,170,426	\$21,073,208

Notes: 1. Amount Includes Reserved Fund Balances

Excludes Source 397 - TRA & PERA Special Funding Situations Pension Revenue

Excludes Object 891 - TRA & PERA Special Funding Situations Pension Expense