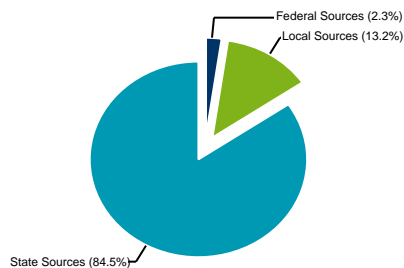


Consolidated Financial Statement
Sources and Uses of Funds - General Fund
Minnesota Department of Education
Two Year Period Ending June 30, 2017

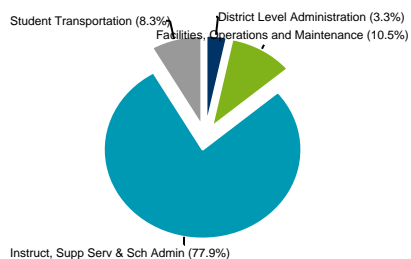
BUFFALO-HANOVER-MONTROSE PUBLIC SCH #0877-01

	Actual 15-16	% of Total 15-16	Actual 16-17	% of Total 16-17
Sources of Funds:				
Local Sources:				
Property Taxes	\$5,550,108	9.1%	\$5,965,207	9.6%
All Other Local	<u>\$2,175,157</u>	3.6%	<u>\$2,244,226</u>	3.6%
Total Local Sources	\$7,725,265	12.7%	\$8,209,433	13.2%
State Sources:				
General Education Aid	\$44,660,746	73.3%	\$45,194,512	72.6%
Special Education Aid	\$5,734,596	9.4%	\$6,894,924	11.1%
All Other State Aid	<u>\$1,245,533</u>	2.0%	<u>\$511,199</u>	.8%
Total State Sources	\$51,640,876	84.8%	\$52,600,635	84.5%
Federal Sources:				
Federal Sources	\$1,552,551	2.5%	\$1,445,879	2.3%
Total Sources of Funds:	<u>\$60,918,691</u>	100.0%	<u>\$62,255,947</u>	100.0%
Uses of Funds:				
Instruction:				
Salaries	\$26,783,624	44.1%	\$27,614,287	44.7%
Benefits and Payroll Taxes	\$10,262,789	16.9%	\$9,770,836	15.8%
All Other	<u>\$3,792,563</u>	6.3%	<u>\$4,019,689</u>	6.5%
Total Instruction	\$40,838,976	67.3%	\$41,404,812	67.0%
Instructional and Pupil Support Services:				
Salaries	\$3,872,394	6.4%	\$3,731,017	6.0%
Benefits and Payroll Taxes	\$1,255,692	2.1%	\$1,181,931	1.9%
All Other	<u>\$388,341</u>	.6%	<u>\$440,612</u>	.7%
Total Instructional and Pupil Support Services	\$5,516,427	9.1%	\$5,353,559	8.7%
School Level Administration:				
Salaries	\$1,024,439	1.7%	\$1,031,629	1.7%
Benefits and Payroll Taxes	\$343,722	.6%	\$320,533	.5%
All Other	<u>\$18,677</u>	.0%	<u>\$24,553</u>	.0%
Total School Level Administration	\$1,386,838	2.3%	\$1,376,715	2.2%
Facilities, Operations and Maintenance:				
Salaries	\$1,891,900	3.1%	\$2,013,506	3.3%
Benefits and Payroll Taxes	\$576,235	.9%	\$589,330	1.0%
All Other	<u>\$4,046,615</u>	6.7%	<u>\$3,891,303</u>	6.3%
Total Facilities, Operations and Maintenance	\$6,514,749	10.7%	\$6,494,139	10.5%
Subtotal School Level Education Services:	\$54,256,990	89.4%	\$54,629,226	88.3%
Student Transportation:				
Salaries	\$142,411	.2%	\$193,427	.3%
Benefits and Payroll Taxes	\$52,345	.1%	\$85,483	.1%
All Other	<u>\$4,295,328</u>	7.1%	<u>\$4,883,259</u>	7.9%
Total Student Transportation	\$4,490,084	7.4%	\$5,162,170	8.3%
District Level Administration:				
Salaries	\$1,074,695	1.8%	\$1,108,677	1.8%
Benefits and Payroll Taxes	\$408,653	.7%	\$419,561	.7%
All Other	<u>\$448,766</u>	.7%	<u>\$522,525</u>	.8%
Total District Level Administration	\$1,932,114	3.2%	\$2,050,763	3.3%

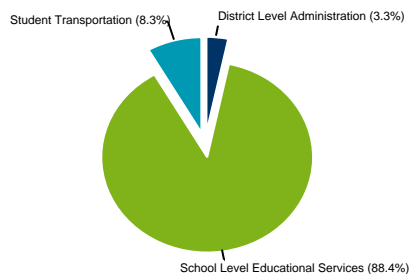
Sources of General Funds



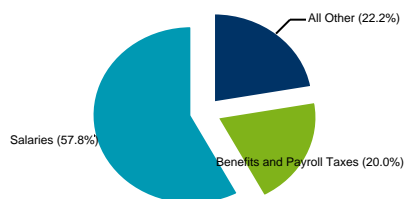
Uses of General Funds by Function/Activity



Uses of General Funds - School Level vs District Level



Uses of General Funds - Employee Compensation vs All Other



Consolidated Financial Statement
Sources and Uses of Funds - General Fund
Minnesota Department of Education
Two Year Period Ending June 30, 2017

BUFFALO-HANOVER-MONTROSE PUBLIC SCH #0877-01

Actual	% of Total	Actual	% of Total
15-16	15-16	16-17	16-17

Total Uses of Funds:

	<u>\$60,679,188</u>	100.0%	<u>\$61,842,159</u>	100.0%
--	---------------------	--------	---------------------	--------

Additional:

Sources Over (Under) Uses	\$239,504		\$413,789	
Other Financing Sources(Uses)	\$105,637		\$441	
Other Adjustments	\$0		\$0	
Net Transfers In (Out)	<u>\$0</u>		<u>\$0</u>	
Net Changes in Funds	\$345,141		\$414,230	

Total Fund Balance:

Beginning of Year	\$16,611,591		\$16,956,732	
End of Year	\$16,956,732		\$17,370,962	

Excludes Source 397 - TRA & PERA Special Funding Situations Pension Revenue

Excludes Object 891 - TRA & PERA Special Funding Situations Pension Expense

Consolidated Financial Statement
Sources and Uses of Funds - General Fund
Minnesota Department of Education
Two Year Period Ending June 30, 2017

BUFFALO-HANOVER-MONTROSE PUBLIC SCH #0877-01

Sources and Uses of Funds

	Actual 15-16	Actual 16-17
General Fund		
Total Sources	\$60,918,691	\$62,255,947
Total Uses	\$60,679,188	\$61,842,159
Other Financing Sources (Uses) & Net Transfers	<u>\$105,637</u>	<u>\$441</u>
Net Change in Funds	<u>\$345,141</u>	<u>\$414,230</u>
Ending Fund Balance (See Note 1)	\$16,956,732	\$17,370,962

Other Funds

Food Service		
Total Sources	\$3,073,405	\$3,159,387
Total Uses	\$2,841,567	\$2,859,281
Other Financing Sources (Uses) & Net Transfers	<u>\$0</u>	<u>\$0</u>
Net Change in Funds	<u>\$231,838</u>	<u>\$300,106</u>
Ending Fund Balance (See Note 1)	\$257,398	\$557,504

Community Service

Total Sources	\$3,700,150	\$3,824,664
Total Uses	\$3,836,306	\$3,949,274
Other Financing Sources (Uses) & Net Transfers	<u>\$0</u>	<u>\$0</u>
Net Change in Funds	<u>-\$136,156</u>	<u>-\$124,610</u>
Ending Fund Balance (See Note 1)	-\$192,067	-\$316,676

Building Construction

Total Sources	\$154,563	\$513,219
Total Uses	\$12,899,549	\$12,710,713
Other Financing Sources (Uses) & Net Transfers	<u>\$0</u>	<u>\$0</u>
Net Change in Funds	<u>-\$12,744,986</u>	<u>-\$12,197,494</u>
Ending Fund Balance (See Note 1)	\$18,338,174	\$6,140,680

Debt Service

Total Sources	\$7,388,480	\$6,312,971
Total Uses	\$7,264,448	\$6,539,923
Other Financing Sources (Uses) & Net Transfers	<u>\$0</u>	<u>\$0</u>
Net Change in Funds	<u>\$124,032</u>	<u>-\$226,952</u>
Ending Fund Balance (See Note 1)	\$1,567,390	\$1,340,438

Post-Employment Benefits Debt Service Fund

Total Sources	\$499,453	\$1,290,662
Total Uses	\$493,988	\$1,228,988
Other Financing Sources (Uses) & Net Transfers	<u>-\$450</u>	<u>\$1,354</u>

Notes: 1. Amount Includes Reserved Fund Balances

Key Statistics

	Actual 15-16	Actual 16-17
Number of Students (ADM-Average Daily Membership)	5,813	5,822
Per Student Sources of Funds - General Fund	\$10,479	\$10,693
Per Student Uses of Funds - General Fund		
Instruction and Support Services	\$7,974	\$8,031
School Level Administration	\$239	\$236
Facilities, Operations and Maintenance	\$1,121	\$1,115
Student Transportation	\$772	\$887
District Level Administration	<u>\$332</u>	<u>\$352</u>
Total Per Student Use of Funds - General Fund	\$10,438	\$10,622
ADM Served per Licensed Instructional Staff	17.47	17.38

Consolidated Financial Statement
Sources and Uses of Funds - General Fund
Minnesota Department of Education
Two Year Period Ending June 30, 2017

BUFFALO-HANOVER-MONTROSE PUBLIC SCH #0877-01

Sources and Uses of Funds

	<u>Actual</u>	<u>Actual</u>
	<u>15-16</u>	<u>16-17</u>
	-----	-----
Net Change in Funds	<u>\$5,016</u>	<u>\$63,029</u>
Ending Fund Balance (See Note 1)	\$112,517	\$175,545

Total

Total Sources	\$75,734,743	\$77,356,851
Total Uses	\$88,015,046	\$89,130,337
Other Financing Sources/Uses & Net Transfers	<u>\$105,187</u>	<u>\$1,796</u>
Net Change in Funds	<u>-\$12,175,116</u>	<u>-\$11,771,691</u>
Ending Fund Balance (See Note 1)	\$37,040,144	\$25,268,453

Notes: 1. Amount Includes Reserved Fund Balances

Excludes Source 397 - TRA & PERA Special Funding Situations Pension Revenue

Excludes Object 891 - TRA & PERA Special Funding Situations Pension Expense