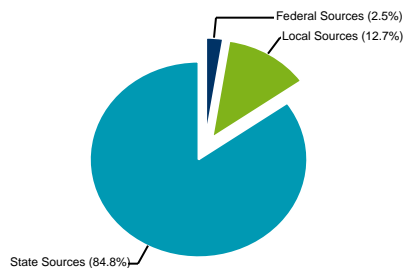


Consolidated Financial Statement  
Sources and Uses of Funds - General Fund  
Minnesota Department of Education  
Two Year Period Ending June 30, 2016

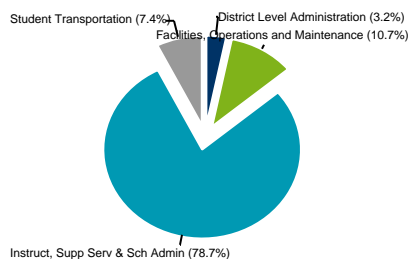
BUFFALO-HANOVER-MONTROSE PUBLIC SCH #0877-01

	Actual 14-15	% of Total 14-15	Actual 15-16	% of Total 15-16
<b>Sources of Funds:</b>				
<b>Local Sources:</b>				
Property Taxes	\$5,040,220	8.6%	\$5,550,108	9.1%
All Other Local	<u>\$2,245,071</u>	3.8%	<u>\$2,175,157</u>	3.6%
<b>Total Local Sources</b>	<b>\$7,285,290</b>	<b>12.5%</b>	<b>\$7,725,265</b>	<b>12.7%</b>
<b>State Sources:</b>				
General Education Aid	\$42,921,542	73.4%	\$44,660,746	73.3%
Special Education Aid	\$5,993,059	10.3%	\$5,734,596	9.4%
All Other State Aid	<u>\$661,313</u>	1.1%	<u>\$1,245,533</u>	2.0%
<b>Total State Sources</b>	<b>\$49,575,914</b>	<b>84.8%</b>	<b>\$51,640,876</b>	<b>84.8%</b>
<b>Federal Sources:</b>				
Federal Sources	\$1,582,204	2.7%	\$1,552,551	2.5%
<b>Total Sources of Funds:</b>	<b><u>\$58,443,408</u></b>	<b>100.0%</b>	<b><u>\$60,918,691</u></b>	<b>100.0%</b>
<b>Uses of Funds:</b>				
<b>Instruction:</b>				
Salaries	\$26,004,161	45.4%	\$26,783,624	44.1%
Benefits and Payroll Taxes	\$9,737,360	17.0%	\$10,262,789	16.9%
All Other	<u>\$3,772,178</u>	6.6%	<u>\$3,792,563</u>	6.3%
<b>Total Instruction</b>	<b>\$39,513,699</b>	<b>68.9%</b>	<b>\$40,838,976</b>	<b>67.3%</b>
<b>Instructional and Pupil Support Services:</b>				
Salaries	\$2,686,009	4.7%	\$3,872,394	6.4%
Benefits and Payroll Taxes	\$903,084	1.6%	\$1,255,692	2.1%
All Other	<u>\$603,005</u>	1.1%	<u>\$388,341</u>	.6%
<b>Total Instructional and Pupil Support Services</b>	<b>\$4,192,098</b>	<b>7.3%</b>	<b>\$5,516,427</b>	<b>9.1%</b>
<b>School Level Administration:</b>				
Salaries	\$1,002,451	1.7%	\$1,024,439	1.7%
Benefits and Payroll Taxes	\$315,911	.6%	\$343,722	.6%
All Other	<u>\$21,777</u>	.0%	<u>\$18,677</u>	.0%
<b>Total School Level Administration</b>	<b>\$1,340,138</b>	<b>2.3%</b>	<b>\$1,386,838</b>	<b>2.3%</b>
<b>Facilities, Operations and Maintenance:</b>				
Salaries	\$1,913,353	3.3%	\$1,891,900	3.1%
Benefits and Payroll Taxes	\$580,624	1.0%	\$576,235	.9%
All Other	<u>\$3,800,975</u>	6.6%	<u>\$4,046,615</u>	6.7%
<b>Total Facilities, Operations and Maintenance</b>	<b>\$6,294,952</b>	<b>11.0%</b>	<b>\$6,514,749</b>	<b>10.7%</b>
<b>Subtotal School Level Education Services:</b>	<b>\$51,340,888</b>	<b>89.5%</b>	<b>\$54,256,990</b>	<b>89.4%</b>
<b>Student Transportation:</b>				
Salaries	\$113,453	.2%	\$142,411	.2%
Benefits and Payroll Taxes	\$45,772	.1%	\$52,345	.1%
All Other	<u>\$4,017,943</u>	7.0%	<u>\$4,295,328</u>	7.1%
<b>Total Student Transportation</b>	<b>\$4,177,167</b>	<b>7.3%</b>	<b>\$4,490,084</b>	<b>7.4%</b>
<b>District Level Administration:</b>				
Salaries	\$1,037,287	1.8%	\$1,074,695	1.8%
Benefits and Payroll Taxes	\$364,167	.6%	\$408,653	.7%
All Other	<u>\$421,504</u>	.7%	<u>\$448,766</u>	.7%
<b>Total District Level Administration</b>	<b>\$1,822,958</b>	<b>3.2%</b>	<b>\$1,932,114</b>	<b>3.2%</b>

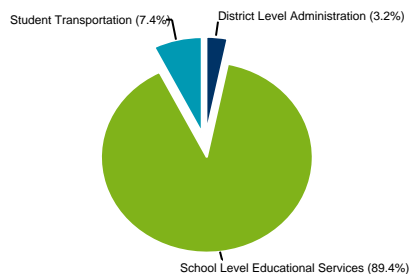
Sources of General Funds



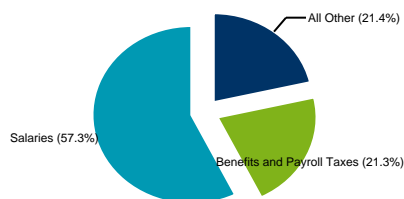
Uses of General Funds by Function/Activity



Uses of General Funds - School Level vs District Level



Uses of General Funds - Employee Compensation vs All Other



Consolidated Financial Statement  
Sources and Uses of Funds - General Fund  
Minnesota Department of Education  
Two Year Period Ending June 30, 2016

BUFFALO-HANOVER-MONTROSE PUBLIC SCH #0877-01

Actual	% of Total	Actual	% of Total
14-15	14-15	15-16	15-16

Total Uses of Funds:

	<u>\$57,341,013</u>	100.0%	<u>\$60,679,188</u>	100.0%
--	---------------------	--------	---------------------	--------

Additional:

Sources Over (Under) Uses	\$1,102,395		\$239,504	
Other Financing Sources(Uses)	\$0		\$105,637	
Other Adjustments	\$0		\$0	
Net Transfers In (Out)	<u>\$0</u>		<u>\$0</u>	
Net Changes in Funds	\$1,102,395		\$345,141	

Total Fund Balance:

Beginning of Year	\$15,509,196		\$16,611,591	
End of Year	\$16,611,591		\$16,956,732	

Consolidated Financial Statement  
Sources and Uses of Funds - General Fund  
Minnesota Department of Education  
Two Year Period Ending June 30, 2016

BUFFALO-HANOVER-MONTROSE PUBLIC SCH #0877-01

Sources and Uses of Funds

	Actual 14-15	Actual 15-16
<b>General Fund</b>		
Total Sources	\$58,443,408	\$60,918,691
Total Uses	\$57,341,013	\$60,679,188
Other Financing Sources (Uses) & Net Transfers	<u>\$0</u>	<u>\$105,637</u>
Net Change in Funds	<u>\$1,102,395</u>	<u>\$345,141</u>
Ending Fund Balance (See Note 1)	\$16,611,591	\$16,956,732

**Other Funds**

<b>Food Service</b>		
Total Sources	\$2,886,080	\$3,073,405
Total Uses	\$2,860,519	\$2,841,567
Other Financing Sources (Uses) & Net Transfers	<u>\$0</u>	<u>\$0</u>
Net Change in Funds	<u>\$25,560</u>	<u>\$231,838</u>
Ending Fund Balance (See Note 1)	\$25,560	\$257,398

<b>Community Service</b>		
Total Sources	\$3,559,471	\$3,700,150
Total Uses	\$3,757,420	\$3,836,306
Other Financing Sources (Uses) & Net Transfers	<u>\$0</u>	<u>\$0</u>
Net Change in Funds	<u>-\$197,949</u>	<u>-\$136,156</u>
Ending Fund Balance (See Note 1)	-\$55,910	-\$192,067

<b>Building Construction</b>		
Total Sources	\$14,753	\$154,563
Total Uses	\$2,042,441	\$12,899,549
Other Financing Sources (Uses) & Net Transfers	<u>\$33,110,849</u>	<u>\$0</u>
Net Change in Funds	<u>\$31,083,160</u>	<u>-\$12,744,986</u>
Ending Fund Balance (See Note 1)	\$31,083,160	\$18,338,174

<b>Debt Service</b>		
Total Sources	\$6,314,143	\$7,388,480
Total Uses	\$6,317,750	\$7,264,448
Other Financing Sources (Uses) & Net Transfers	<u>\$4,099</u>	<u>\$0</u>
Net Change in Funds	<u>\$492</u>	<u>\$124,032</u>
Ending Fund Balance (See Note 1)	\$1,443,358	\$1,567,390

<b>Post-Employment Benefits Debt Service Fund</b>		
Total Sources		\$499,453
Total Uses		\$493,988
Other Financing Sources (Uses) & Net Transfers		<u>-\$450</u>

Notes: 1. Amount Includes Reserved Fund Balances

Key Statistics

	Actual 14-15	Actual 15-16
Number of Students (ADM-Average Daily Membership)	5,835	5,813
Per Student Sources of Funds - General Fund	\$10,016	\$10,479
<b>Per Student Uses of Funds - General Fund</b>		
Instruction and Support Services	\$7,491	\$7,974
School Level Administration	\$230	\$239
Facilities, Operations and Maintenance	\$1,079	\$1,121
Student Transportation	\$716	\$772
District Level Administration	<u>\$312</u>	<u>\$332</u>
Total Per Student Use of Funds - General Fund	\$9,827	\$10,438
ADM Served per Licensed Instructional Staff	17.43	17.47

Consolidated Financial Statement  
Sources and Uses of Funds - General Fund  
Minnesota Department of Education  
Two Year Period Ending June 30, 2016

BUFFALO-HANOVER-MONTROSE PUBLIC SCH #0877-01

Sources and Uses of Funds

	<u>Actual</u>	<u>Actual</u>
	<u>14-15</u>	<u>15-16</u>
Net Change in Funds		<u>\$5,016</u>
Ending Fund Balance (See Note 1)		<u>\$112,517</u>

Total

Total Sources	\$71,217,855	\$75,734,743
Total Uses	\$72,319,144	\$88,015,046
Other Financing Sources/Uses & Net Transfers	<u>\$33,114,948</u>	<u>\$105,187</u>
Net Change in Funds	<u>\$32,013,659</u>	<u>-\$12,175,116</u>
Ending Fund Balance (See Note 1)	\$49,107,759	\$37,040,144

Notes: 1. Amount Includes Reserved Fund Balances